




Introducing


INDIA'S 1st

Leather Panel



LEATHER PANEL

INTRODUCTION




1. What's the Soft Leather Panel

The panel is constructed by high quality PU leather and high density Memory PU foam, no back board and no glue. It can be cut by knife Easily.

2. What's the features

- ★Light weight, Simple designs, Easy clean and installation, safe
- ★No need high temperature and pressure to make the super 3D relieves.
It's to make sure the long-life of the PU leather
- ★Fire Retardant and ZERO Formaldehyde emission
- ★Widely use on interior wall and Ceiling



- Back side is covered by PU leather too, It's to prevent the moisture from the wall in Spring time.
- Surface is covered by PU leather.
- Water proof coating
- Soft memory foam (Fire Retardant) inside.

Suitable for Wall & Ceiling in:

Public area: retail shop, lounge, window display, kindergarten, baby center, circle column ;

Private area: home theatre, bedroom, living room, wall and ceiling, Wardrobe, door, ground mat

Commercial area: hotel, cinema, theatre, night club, restaurant, beauty salon, café shop.

LEATHER PANEL

PRODUCT FEATURES

Acoustic Absorption

Water & Moisture proof

Fire Retardant

Bend Easily



Easy Installation

No board on the wall, and no nail during installation, just use silicon to stick directly, free easy and fast.



Water and Moisture proof

Because of excellent Pu leather on the back, it prevents the water and moisture to go through.



Fire Retardant

The fire retardant performance reaches B in EN13501 and GB8626 was certified by SGS. It also produces very low smoke, and it is the taste of bamboo charcoal after burning, not irritating.



Sound Proof

Because of the sharp 3D inclined block face and the high density foam inside, the Sound will be faded and consumed gradually during the rebound between Inclined faces.



Soft and High Rebound

The panel is composed of high density foam. Its high rebound means not ruffle, never deform. It has excellent effect of collision avoidance.




Zero – Formaldehyde

It's perfectly realized and certified to Zero formaldehyde emissions by SGS.



Secondary Use

After period of time, if the panels must be removed, they can be torn off and Installed on the other wall.




Safety

Because of the light and soft, even if the wall paint falls off, the panel won't hurt people.



Bend Easily

The panel embodies the professional wisdom when there is the circle or square column or the corner.



Acoustic Absorption

The holes in the thick foam are to absorb the sound around.

Installation guide



Make sure the surface of the wall is clean. For lime wall, please paint with a coat of latex. Square off the wall according to the size of panels.



Prepare the tools and materials as pictures. Apply the Nail-free glue on 4 corners and middle on the back of panel. Then, apply the Hot-melt glue on 4 corners.



Apply the first panel on the lined bottom middle position, then, go ahead with the neighbor panels by the same way. When applying on the wall, press a little bit for around 15 seconds to make sure of no gap between. When the size of the wall won't match the panels, cut the panels by utility knife as need.



When there is outlet, measure the position on the panel and cut. Then put the inner box in the hole, cover the outlet.

Installation of no joint corner



1. MEASURE



2. CUT



3. TEAR & DIG



4. INSTALL & GLUE

CASTLE



CLP-01



CLP-02



CLP-03

AURORA



CLP-04



CLP-05

URBAN



CLP-06



CLP-07

HAMBURGER BIG



CLP-08



CLP-09

HAMBURGER SMALL



CLP-10



CLP-11

DOMINGO



CLP-12



CLP-13

ANDES



CLP-14



CLP-15

MEDUSA



CLP-16



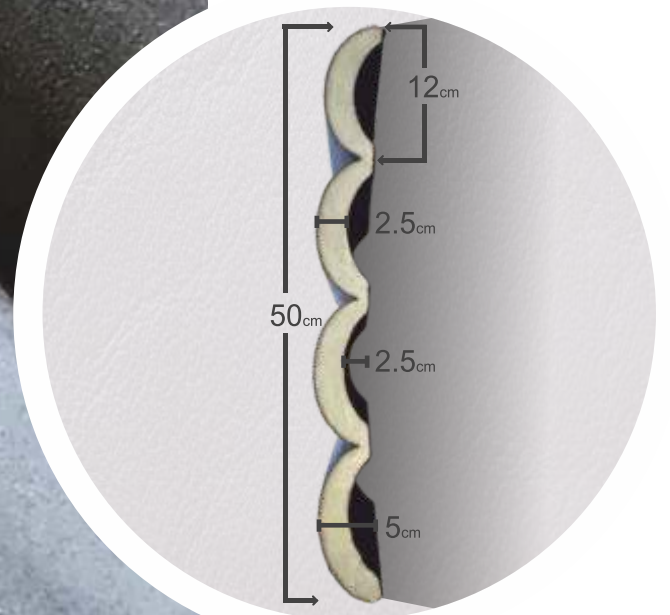
CLP-17



**CASTLE
CLP-01**

Dimension

**50x250x4.5 cm
One Panel - 13.5 SQFT**

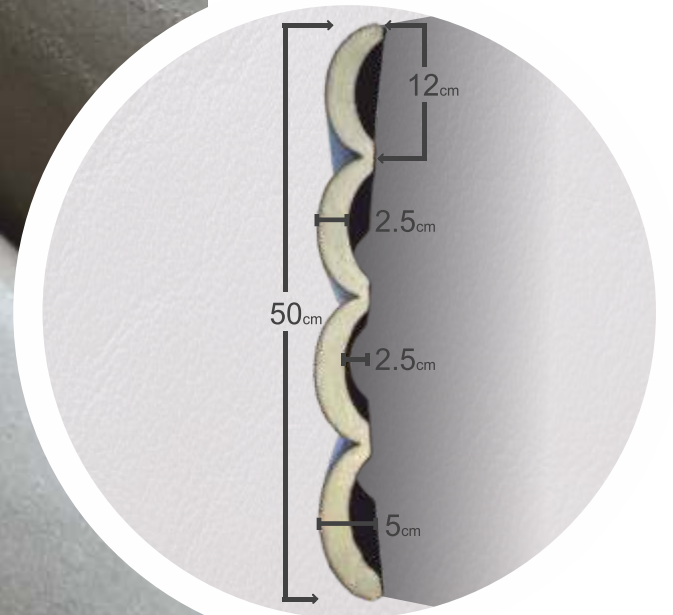




**CASTLE
CLP-02**

Dimension

**50x250x4.5 cm
One Panel - 13.5 SQFT**

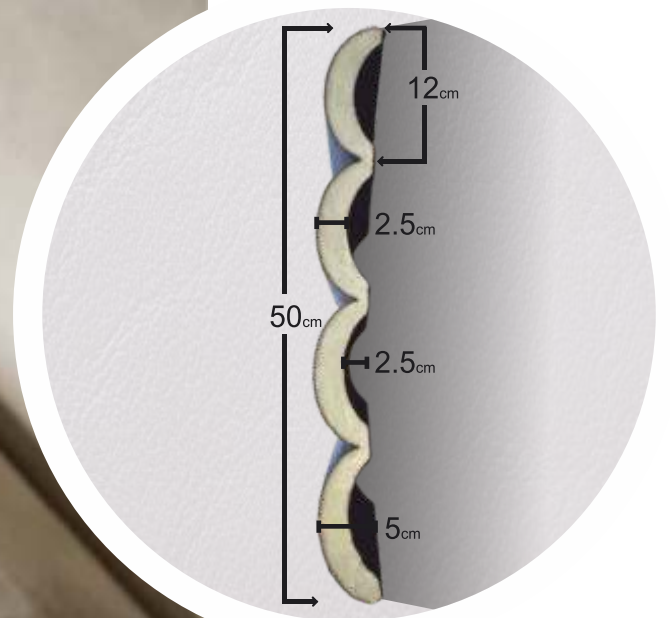




**CASTLE
CLP-03**

Dimension

**50x250x4.5 cm
One Panel - 13.5 SQFT**







AURORA
CLP-04

Dimension

50x270x2.2 cm
One Panel - 15 SQFT







AURORA
CLP-05

Dimension

50x270x2.2 cm
One Panel - 15 SQFT






URBAN
CLP-06

Dimension

60x240x2.5 cm
One Panel - 16 SQFT






URBAN
CLP-07

Dimension

60x240x2.5 cm
One Panel - 16 SQFT






HAMBURGER
(big & small)
CLP-08 & CLP-10



Dimension

Big (6 SQFT)
40x120x3.5 cm

Small (3 SQFT)
20x110x3 cm






HAMBURGER
(big & small)
CLP-09 & CLP-11



Dimension

Big (6 SQFT)
40x120x3.5 cm

Small (3 SQFT)
20x110x3 cm






LEATHER

DOMINGO
CLP-12

Dimension

60x240x1.8 cm
One Panel - 16 SQFT





DOMINGO
CLP-13

Dimension

60x240x1.8 cm
One Panel - 16 SQFT






ANDES
CLP-14

Dimension

60x270x1.5 cm
One Panel - 18 SQFT






**ANDES
CLP-15**

Dimension

**60x270x1.5 cm
One Panel - 18 SQFT**





MEDUSA
CLP-16

Dimension

60x270x1.5 cm
One Panel - 18 SQFT





MEDUSA
CLP-17

Dimension

60x270x1.6 cm
One Panel - 18 SQFT







www.casadecorative.in
www.stcwallpaper.com
info@casadecorative.in

